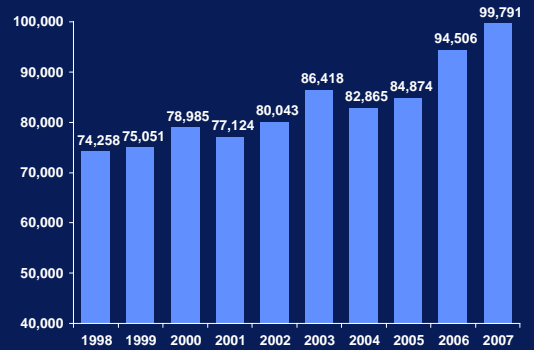


PENNSSTATE

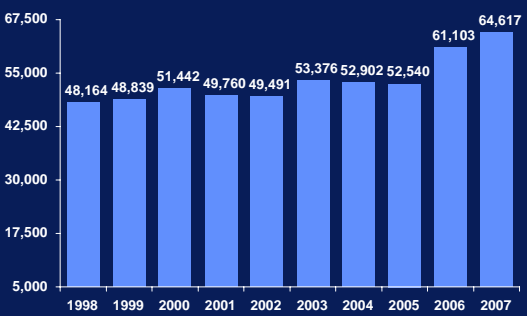


**Informational Report on
Penn State Admissions
and Enrollments
November 2, 2007**

**Total Applications University-wide
1998-2007**

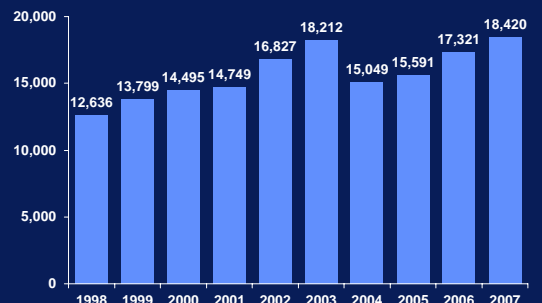


**Undergraduate Applications for Admissions
1998-2007**

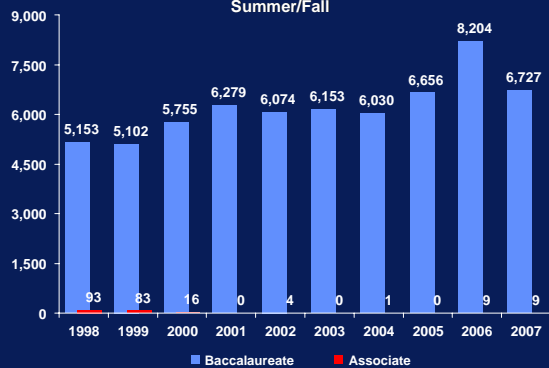


(Excludes Penn College)

**Graduate Applications for Admissions
1998-2007**



**First-Year Baccalaureate and Associate Degree
University Park
Summer/Fall**



**First-Year Baccalaureate and Associate Degree
19 Commonwealth Campuses
Summer/Fall**

